

Steps to download:

1. Click onto the eCsite page – url: <https://www.ecspert.sony.biz/>
2. At the bottom of this page, click the User Registration link as below:

Thank you for using eCsite!
This site is a site for generating an install (or license) key using a valid purchase key.
User registration is necessary to use this site.

The install-key generated with an incorrect unique device ID is not usable.
Before generating the install-key, please thoroughly check that the unique device ID is correct.

Please login by User ID.

User ID

Password

User registration is required to use this site.
(If you forgot your User Information, please perform user registration again.)
[User Registration](#)

Note: If you have any inquiry about Sony products, please kindly contact local Sony sales office nearby but not here. They will be more than happy to assist you.

[Terms and Conditions](#)
[Privacy Policy](#)

3. Fill out your e-mail address and password
4. Return to the log-in page
5. You will have received an e-mail with your User ID

To those who requested eCsite user registration

Thank you for using eCsite.

Please click the following link in order to determine your user registration request <Effective time of this link is 24 hours.>

<https://web.ecspert.sony.biz/eCsite/Account/confirm?code=uvADaG%2fsbmc6Owyu7Hwdmb3Vcpqtj2fKvgGHCxROKT9a%2fEoyzCx61fHYriO%2bMoEMsAIZ10dwAsEP9v3Ry%2fFAyEh5f3Hy%2bz%2fMs83rq97TNxx%2fPB4YfHlg3LVsf3OpPI59heycdphy1H0jhnoljFIAVnJU41RAo18KFoLFfsTUIdGAsuFMMABQE2aWRnFbH&userId=6ce17552-216a-4a16-818c-5481ce6cf619>

Once your registration is determined, you will be able to access eCsite by the following information.

User ID: Y2WLXBRI
(You can not change the ID due to the system configuration)

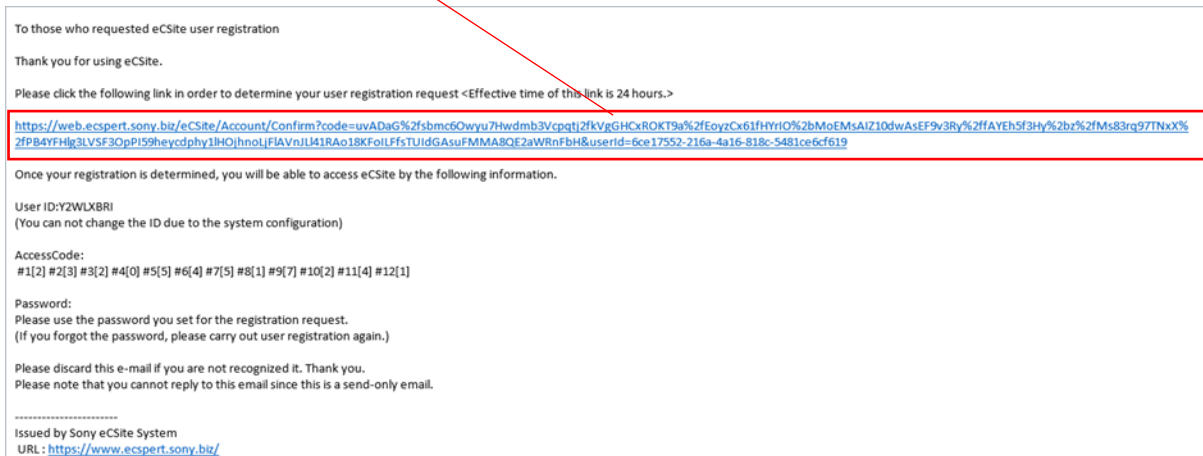
AccessCode:
#1[2] #2[3] #3[2] #4[0] #5[5] #6[4] #7[5] #8[1] #9[7] #10[2] #11[4] #12[1]

Password:
Please use the password you set for the registration request.
(If you forgot the password, please carry out user registration again.)

Please discard this e-mail if you are not recognized it. Thank you.
Please note that you cannot reply to this email since this is a send-only email.

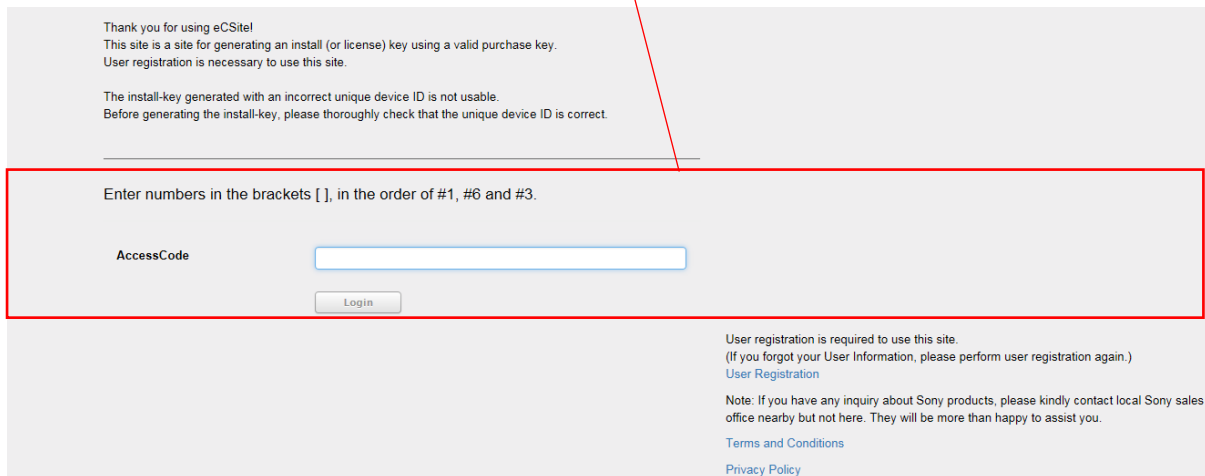
Issued by Sony eCsite System
URL : <https://www.ecspert.sony.biz/>

6. Click the link in the e-mail to verify. This must be completed within 24 hours of receiving

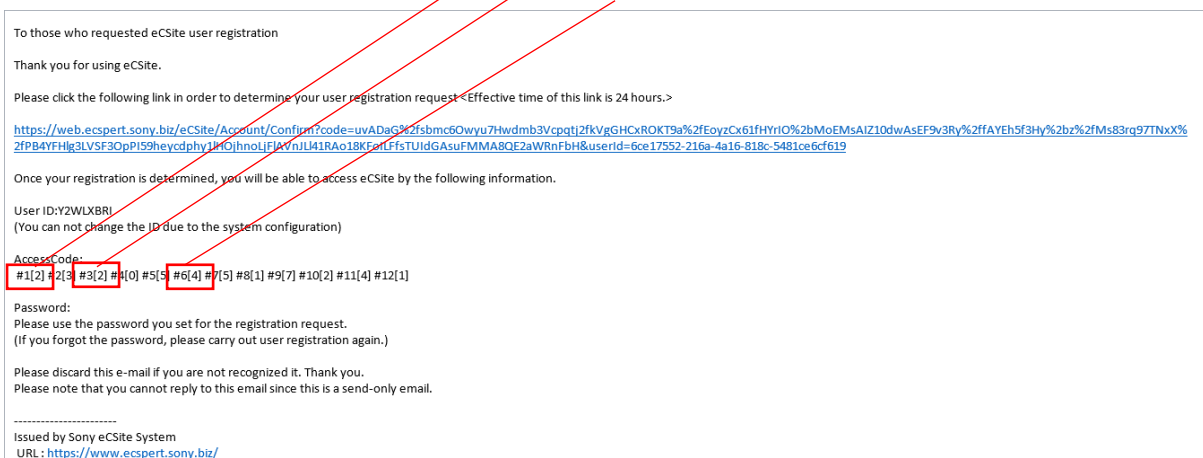


7. Return to the log-in page and fill in the User ID and Password boxes

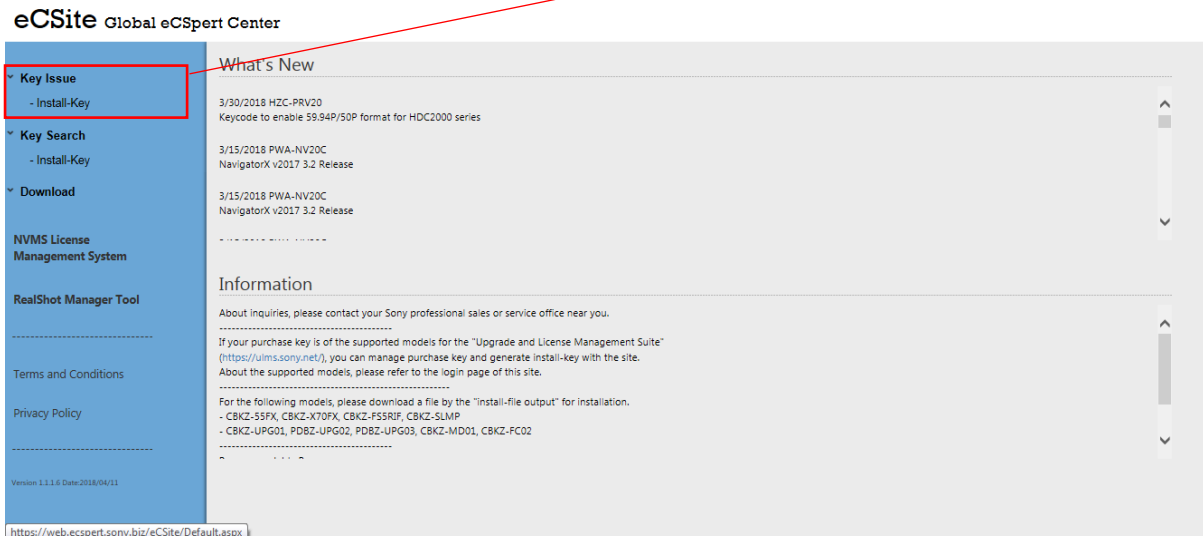
8. You will then be faced with a box for the 'Access code'



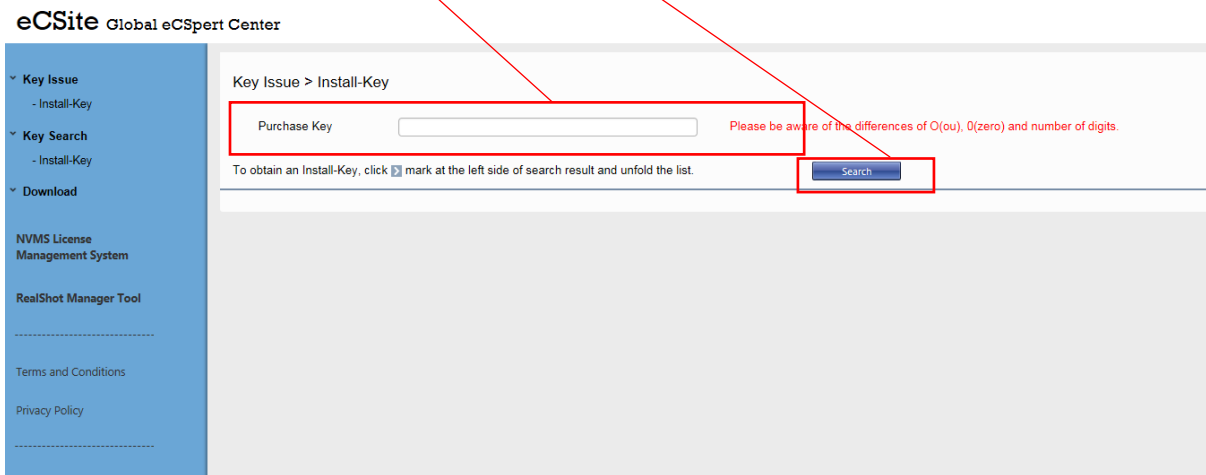
9. Enter the corresponding information on the e-mail. Here it is asking for the first, sixth and third numbers, in that order. On the e-mail this would be:



10. You will then reach the portal. Click the 'Key Issue – Install Key' dropdown



11. Fill in the Purchase Key which you will have received from Sony via e-mail within 14 days of registering with PrimeSupport. Click search.



12. Click the Model Name, then the Purchase Key followed by Install-Key Issue.

